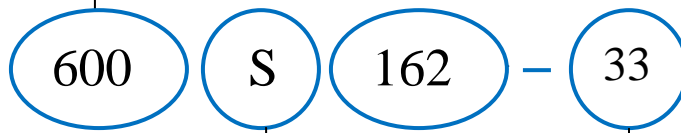




Web Width
600 = 6"

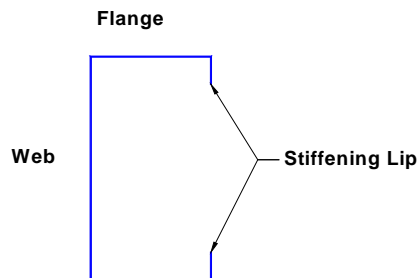
Flange Width
162 = 1 5/8" or 1.625"



Type of profile
S = Stud/Joist
T = Track
F = Furring Channel/Hat Channel
U = U Channel/Cold Roll Channel

Mil Thickness
33 mils = .033"
See Thickness Table

Section Reference



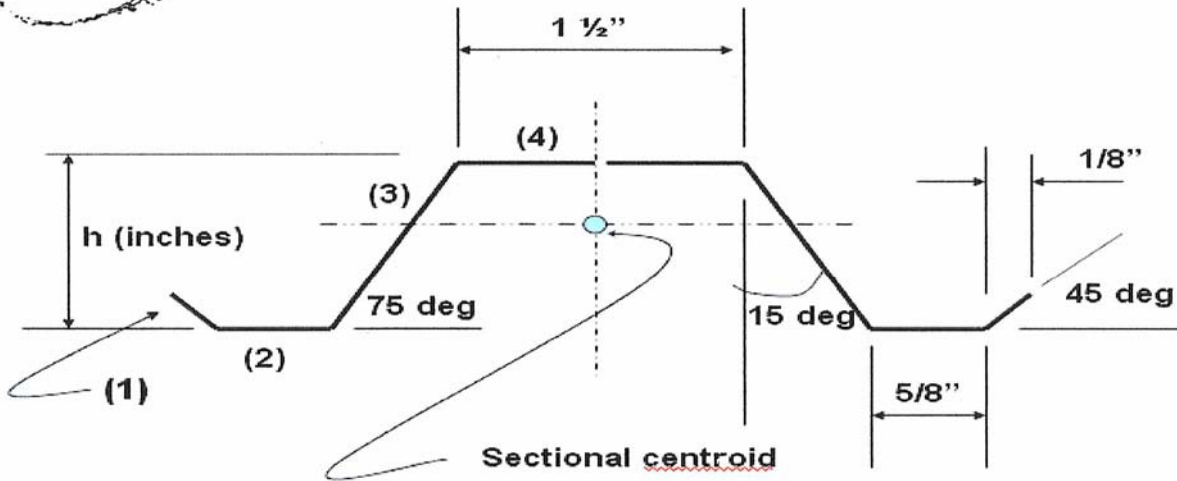
ALLSTEEL^{INC.}

"STEEL'S THE DEAL"



ALIGNMENT SYSTEMS, INC.

620 Cambridge Drive; Fairbanks, AK 99709



ALL STEEL: Hat Section

(Check gauge for thickness)

Table of section Properties

h (inches)	Gauge	thickness (inches)	Area (sq in)	Wt (lbs/ft)	I _{xx} (in ⁴)	centroid (in)	S _{xt} (in ³)	S _{xb} (in ³)
1.5	20	0.0346	0.214844	0.7311	0.0759	0.740355	0.1000	0.1026
0.875	26	0.0172						
	25	0.0188						
	22	0.0283	0.1391	0.4733	0.0250	0.432059	0.0564	0.0578
	21	0.03						
	20	0.0346	0.1701	0.5787	0.0303	0.431899	0.0683	0.0701
	19	0.038						
	18	0.0451	0.2217	0.7543	0.0389	0.431632	0.0878	0.0902
	17	0.048						
	16	0.0566	0.2782	0.9467	0.0481	0.431339	0.1085	0.1116
	14	0.0713						
	13	0.088						
	12	0.1017	0.4999	1.7010	0.0814	0.430192	0.1831	0.1893

Hat channel 7/8" and 1.5" in gauges 25 through 16 are available.



U-Channel Section Properties

Member	Design Thickness-(in)	Effective Properties 33ksi			Sx-(in ³)	Ma-(in-k)	Va-(lb)
		RY-(in)	Ix-(in ⁴)				
75U050-54	0.0568	0.16	0.01	0.02	0.45	315	
150U050-54	0.0566	0.14	0.04	0.05	1.22	840	
200U050-54	0.0566	0.14	0.08	0.08	1.87	1190	
250U050-54	0.0566	0.13	0.14	0.11	2.64	1540	
Member	Design Thickness-(in)	Gross Area (in ²)	Weight	Ix-(in ⁴)	Rx-(in)	Iy-(in ⁴)	
75U050-54	0.0568	0.09	0.3	0.01	0.29	0	
150U050-54	0.0566	13	0.44	0.04	0.55	0	
200U050-54	0.0566	0.16	0.54	0.08	0.71	0	
250U050-54	0.0566	0.19	0.63	0.14	0.87	0	

Stock Angle

Size	Gauge / Mils	Length
1.5x1.5	DW20ga – 30Mil	10'
1.5x1.5	20ga – 33Mil	10'
2x2	DW20ga – 30Mil	10'
2x2	20ga – 33Mil	10'
2x2	18ga – 43Mil	10'

Custom size angle available in 25ga through 12ga.



Weight Table (lbs / mf)

Note: Non-Standard width may be available upon request

150 Flange Track

Thickness (Mills)	Available Width									Gauge
	250 (2-1/2")	350 (3-1/2")	362 (3-5/8")	400 (4")	550 (5-1/2")	600 (6")	800 (8")	1000 (10")	1200 (12")	
30	624	769	769	817	1020	1065	1321	1580	1820	DW20
33	702	830	830	878	1080	1126	1382	1635	1890	20
43	876	1067	1067	1128	1400	1440	1769	2097	2425	18
54	1116	1357	1357	1436	1794	1834	2251	2669	3087	16
68	1390	1691	1691	1749	2243	2283	2803	3322	3842	14
97	N/A	2351	2351	2486	3136	3176	3899	4622	5346	12

162 Flange Studs

Thickness (Mills)	Available Width									Gauge
	250 (2-1/2")	350 (3-1/2")	362 (3-5/8")	400 (4")	550 (5-1/2")	600 (6")	800 (8")	1000 (10")	1200 (12")	
30	549	666	666	706	875	915	N/A	N/A	N/A	DW20
33	745	876	876	924	1138	1177	1420	1677	2002	20
43	965	1144	1144	1205	1495	1533	1861	2190	2559	18
54	1230	1456	1456	1535	1910	1952	2370	2788	3257	16
68	N/A	N/A	N/A	N/A	N/A	2430	2950	3470	4167	14
97	N/A	N/A	N/A	N/A	N/A	3382	4203	4926	5650	12



200 Flange Studs

Thickness (Mills)	Available Width									Gauge
	250 (2-1/2")	350 (3-1/2")	362 (3-5/8")	400 (4")	550 (5-1/2")	600 (6")	800 (8")	1000 (10")	1200 (12")	
30	N/A	N/A	N/A	N/A	N/A	N/A	N/A	N/A	N/A	DW20
33	891	1070	1070	1115	1292	1356	2148	1696	1926	20
43	1161	1407	1407	1471	1723	1810	2722	2487	2826	18
54	1458	1783	1783	1863	2185	2293	3390	3150	3579	16
68	N/A	N/A	N/A	N/A	N/A	2856	4775	3925	4459	14
97	N/A	N/A	N/A	N/A	N/A	4022	5242	5527	6280	12

250 Flange Studs

Thickness (Mills)	Available Width									Gauge
	250 (2-1/2")	350 (3-1/2")	362 (3-5/8")	400 (4")	550 (5-1/2")	600 (6")	800 (8")	1000 (10")	1200 (12")	
30	N/A	N/A	N/A	N/A	N/A	N/A	N/A	N/A	N/A	DW20
33	N/A	N/A	N/A	N/A	N/A	1477	1718	1868	N/A	20
43	N/A	N/A	N/A	N/A	N/A	1972	2315	2652	2988	18
54	N/A	N/A	N/A	N/A	N/A	2507	2935	3365	3794	16
68	N/A	N/A	N/A	N/A	N/A	3122	3658	4191	4726	14
97	N/A	N/A	N/A	N/A	N/A	4399	5152	5904	6657	12



300 Flange Studs

Thickness (Mills)	Available Width									Gauge
	250 (2-1/2")	350 (3-1/2")	362 (3-5/8")	400 (4")	550 (5-1/2")	600 (6")	800 (8")	1000 (10")	1200 (12")	
43	N/A	N/A	N/A	N/A	N/A	2140	2478	2820	3153	18
54	N/A	N/A	N/A	N/A	N/A	2722	3150	3579	4009	16
68	N/A	N/A	N/A	N/A	N/A	3390	3925	4459	4994	14
97	N/A	N/A	N/A	N/A	N/A	4774	5527	6280	7033	12

350 Flange Studs

Thickness (Mills)	Available Width									Gauge
	250 (2-1/2")	350 (3-1/2")	362 (3-5/8")	400 (4")	550 (5-1/2")	600 (6")	800 (8")	1000 (10")	1200 (12")	
43	N/A	N/A	N/A	N/A	N/A	2290	2628	2970	3303	18
54	N/A	N/A	N/A	N/A	N/A	2917	3345	3774	4204	16
68	N/A	N/A	N/A	N/A	N/A	3630	4165	4699	5234	14
97	N/A	N/A	N/A	N/A	N/A	5114	5867	6620	7373	12